



Government of Kerala

# ENGINEERING ENTRANCE EXAMINATIONS KERALA – 2013

Dates of Examinations : April 22-23, 2013



**RESULTS - HIGHLIGHTS**

**JUNE 18, 2013**

**OFFICE OF THE COMMISSIONER FOR ENTRANCE EXAMINATIONS**  
HOUSING BOARD BUILDINGS, SANTHI NAGAR, THIRUVANANTHAPURAM – 695 001  
Telephone: 0471-2332120, 2338487. Fax: 0471-2337228

Website : [www.cee-kerala.org](http://www.cee-kerala.org)



# ENGINEERING

## ENTRANCE EXAMINATIONS





Government of Kerala  
Office of the Commissioner for Entrance Examinations  
Housing Board Buildings, Santhi Nagar, Thiruvananthapuram - 695 001

**NOTIFICATION**

**Engineering Rank list, Kerala 2013 - Published**

The rank list for admission to Engineering Courses 2013, are published herewith. The results will be published through media. It will be available at the Office of the Commissioner for Entrance Examinations and on the website

[www.cee.kerala.gov.in](http://www.cee.kerala.gov.in)

The Entrance Examination for Engineering courses 2013 was conducted on 22<sup>nd</sup> (Paper-I Physics & Chemistry) and 23<sup>rd</sup> (Paper - II Mathematics) April 2013. The marks secured by the candidates in the Entrance Examination were published on 23.05.2013.

Those candidates who have qualified in the Engineering Entrance Examination were directed to submit the marks obtained for Mathematics, Physics and Chemistry/Computer Science/Biotechnology/Biology in the Second year Plus Two or equivalent qualifying examination through the website [www.cee.kerala.gov.in](http://www.cee.kerala.gov.in) from 24.05.2013 to 04.06.2013 and to submit the duly signed copy of Mark Submission Data and attested copies of Plus Two mark sheets on or before 05.06.2013 to the Commissioner for Entrance Examinations. The marks submitted by the candidates were subsequently published on the web site for verification on 12.06.2013 and the candidates were directed to inform changes, if any, in the published data on or before 14.06.2013. Out of **74226** candidates qualified in the Engineering Entrance Examination **58169** candidates have submitted their marks in the qualifying examination to the Commissioner for Entrance Examinations till 14.06.2013.

For the preparation of Engineering Rank list, equal weightage was given to the marks obtained in the Entrance Examination for Engineering (Paper I & Paper II put together) and the grade/marks obtained for Mathematics, Physics and Chemistry/Computer Science/Biotechnology/Biology put together in the Second year of the qualifying examination (Plus Two or equivalent), after effecting the standardization procedure as described in Clause 9.7.4 (b)(iii) of the Prospectus.

The statistical parameters used for standardization of marks of various boards are given in Appendix-I. Some of the Boards/Authorities did not provide the statistical parameters/data essential for the process of standardization of marks of those candidates who studied for the qualifying examination under their stream. The marks of candidates from such Boards have been standardized based on the criteria decided upon by the Committee constituted vide G.O.(Rt)No.847/2013/H.Edn dated 15.06.2013 and the decision is final and binding on the applicant.

Marks obtained by the candidate in the Engineering Entrance Examination (Paper I & Paper II put together) is computed out of 300, and added to the total standardized marks of Mathematics, Physics and Chemistry/Computer Science/Biotechnology/Biology as the case may be in the Qualifying Examination computed out of 300, both corrected to 4 places of decimals. The rank list for Engineering Courses is thus prepared based on the total marks obtained out of 600, computed as above.

The results of a few candidates are withheld for the reason of not submitting the duly signed printout of Mark Submission Data/attested copies of mark sheets of qualifying examination. The marks data furnished by respective Boards, of such candidates, are taken for preparation of Engineering Rank List. Their results will be released only on submission of the duly signed declaration along with attested copies of the original mark sheets of the qualifying examination. In case, the marks submitted by the candidate which have been used for the preparation of the rank list differ from the actual marks secured by that candidate, he/she will be disqualified. No further communication will be entertained in this regard. Such candidates will also be liable for penal action in accordance with law.

The inclusion of roll number of any candidate in this list does not entitle him/her for admission unless he/she satisfies all the conditions of eligibility as prescribed in the Prospectus.

The category/community-wise list based on the rank list will also be published in due course.

Candidates will be admitted to the courses only if the academic eligibility conditions as prescribed in the Prospectus under clause 6.2 are fulfilled at the time of admission. This will be verified by the college authorities concerned, at the time of admission.

Thiruvananthapuram  
18.06.2013



B.S. Mavoji IAS  
Commissioner for Entrance Examinations

## RESULTS OF THE ENGINEERING ENTRANCE EXAMINATION KERALA – 2013

### HIGHLIGHTS

1. The Entrance Examination was conducted at 291 venues in all the 14 Revenue Districts centers of the State, in New Delhi and in Dubai.
2. Total number candidates appeared in the Engineering Entrance Examination : 99488
  - a. Total number of Male candidates appeared : 53614
  - b. Total number of Female candidates appeared : 45874
3. Total number of candidates qualified in the Engineering Entrance Examinations : 74226
  - a. Total number of Male candidates : 39038
  - b. Total number of Female candidates : 35188
4. Total number of candidates included in the Engineering Rank List : 58169
  - a. Total number of Male candidates : 31239
  - b. Total number of Female candidates : 26930
5. Number of candidates included in the Engineering Rank list based on their course of study at the Plus Two level.

Sl. No.	<i>Qualifying Examination</i>	<i>Total number of candidates in the Rank List</i>	<i>Number of candidates figures in the first 1000 ranks</i>
1	HSE - Kerala	38691	364
2	VHSE – Kerala	415	--
3	HSE/VHSE (Outside Kerala)	257	7
4	AISSCE (CBSE)	17334	575
5	ISCE (CISCE)	1202	45
6	Others	270	9
Total		58169	1000






6. Number of candidates figures based on the candidates district of permanent residence are as follows.

Sl. No.	<i>District</i>	<i>Total number of candidates in the rank list</i>	<i>Number of candidates figured in the first 1000 rank</i>
1	Thiruvananthapuram	6653	110
2	Kollam	5309	68
3	Pathanamthitta	2301	28
4	Alappuzha	3725	45
5	Kottayam	4009	79
6	Idukki	1220	18
7	Ernakulam	8146	137
8	Thrissur	6254	74
9	Palakkad	3495	60
10	Malappuram	5252	135
11	Kozhikkode	5145	122
12	Wayanad	805	15
13	Kannur	4173	59
14	Kasaragod	1231	29
15	Others	451	21
Total		58169	1000

7. Statistical details in respect of the first 100 candidates figured in the Engineering Rank List :






- (a) Sex
  - (i) Male : 93      (ii) Female : 7
- (b) Native district (in the order of highest four)
  - (i) Ernakulam : 19      (ii) Malappuram : 16      (iii) Kozhikkode : 10      (iv) Kottayam : 9
- (c) Number of appearance in the Entrance Examination :
  - (i) First appearance : 84      (ii) Second appearance : 16

**ENGINEERING**  
**DETAILS OF THE STATE-WIDE TOP TEN RANK HOLDERS**

Rank	Name and Address	Roll No.	Total Score
<b>1</b>	 <p><b>ALBIN JOSE GEORGE</b> KOTHAVAZHICKAL HOUSE MULLANKUZHY COLLECTORATE PO KOTTAYAM KERALA  PHONE : 9446034059</p>	141681	<b>574.1651</b>
<b>2</b>	 <p><b>SRIHARI R</b> MEERA MNRA 227A MODISSERIL LANE 14TH CROSS CUSAT P O KOCHI  PHONE : 9497679493</p>	161118	<b>571.2482</b>
<b>3</b>	 <p><b>SIVAPRASAD S</b> KURUVATH HOUSE WEST OF GHSS KODUNGALLUR THRISSUR KERALA  PHONE : 9447994794</p>	165092	<b>569.4675</b>
<b>4</b>	 <p><b>SANJAY K SUNNY</b> KALAYATHANKAL HOUSE MANNANAM PO KOTTAYAM KERALA  PHONE : 9447302102</p>	142792	<b>566.5313</b>
<b>5</b>	 <p><b>PRANAV V</b> E33 ISRO STAFF QUARTERS PALLITHURA PO TRIVANDRUM  PHONE : 9447427178</p>	113211	<b>562.6672</b>



**ENGINEERING**  
**DETAILS OF THE STATE-WIDE TOP TEN RANK HOLDERS**



Rank	Name and Address	Roll No.	Total Score
6	 <b>KASYAP V KARUN</b> VADAVOOR HOUSE KOODATHAI BAZAR PO THAMARASSERY KOZHICKODE KERALA PHONE : 9497303657 <small>KASYAP V KARUN 10-08-1995</small>	207565	558.7500
7	 <b>ARUN VARGHESE</b> PUTHENKUDY HOUSE KOOVAPPADY PO PERUMBAVOOR ERNAKULAM DISTRICT KERALA PHONE : 9446927178 <small>ARUN VARGHESE 23 - 09 - 1995</small>	162347	558.7103
8	 <b>MOHAMMED NISHAD M</b> MUTHUVATIL HOUSE KURUMBATHOOR POST POOLAMANGALAM THIRUNAVAYA VIA MALAPPURAM PHONE : 9746366782 <small>MOHAMME NISHAD M 11 08 1994</small>	193933	558.1250
9	 <b>AKHIL ASHOK</b> SANTHI HOUSE A1 AMRITA NAGAR CHANDAPPURA KODUNGALLUR THRISSUR PHONE : 8089918713 <small>AKHIL ASHOK 20.08.1995</small>	157414	556.8124
10	 <b>SHIBIN HAMZA A</b> SHIBIN HAMZA A S/O A ABDUL SALAM ACHAMBAT MANDAYALA KADAVU ROAD KARINKALLATHANI ULLANAM P O MALAPPURAM PHONE : 9895422011 <small>SHIBIN HAMZA.A 04-12-1995</small>	209141	555.9686

ENGINEERING ENTRANCE EXAMINATIONS 2013  
**TOP TWO FROM SC AND ST CATEGORY**

**SC Category**

1	 <b>ASWIN RAJEEVAN</b> 11.02.1994	<b>ASWIN RAJEEVAN</b> VINOD SADAN POST NIRMALAGIRI KAITHERI KUTHUPARAMBA KANNUR KERALA  PHONE : 9567289832	Roll No. : 206355  Score : 471.4717  <b>Rank : 351</b>
2	 <b>NANDU SIVADASAN</b> 06.12.1995	<b>NANDU SIVADASAN</b> AVINANDANAM HOUSE KARIMAKKADU THRIKKAKKARA P O KOCHI KERALA  PHONE : 9495041359	Roll No. : 163566  Score : 471.2392  <b>Rank : 354</b>

**ST Category**

1	 <b>ELMA VARGHESE</b> 03-12-2012	<b>ELMA VARGHESE</b> PADIPURACKAL MANGANAM PO KOTTAYAM  PHONE : 9495525504	Roll No. : 145989  Score : 369.5418  <b>Rank : 5874</b>
2	 <b>RAHUL M.R</b> 13-12-1995	<b>RAHUL M R</b> MOOTHIMOOLA HOUSE MOTTANKARA VAYAL MEENANGADI P O WAYANAD KERALA  PHONE : 9496389516	Roll No. : 213259  Score : 363.0514  <b>Rank : 6774</b>

TOP ONE AMONG THOSE WHO APPEARED IN EACH DISTRICT, NEW DELHI & DUBAI

TVM



**PRANAV V**  
E33 ISRO STAFF QUARTERS  
PALLITHURA PO  
TRIVANDRUM

Roll No. : 113211

Score : 562.6672

**Rank : 5**

PHONE : 9447427178

KLM



**BAJIO RAJU**  
JYOTHIS  
JYOTHIS NAGAR 36  
CUTCHERRY SOUTH PO  
VADDY  
KOLLAM 13  
PHONE : 9447454070

Roll No. : 123102

Score : 544.3222

**Rank : 15**

PTA



**DEEPU ASHOK**  
LEKSHMI NIVAS  
MANAKALA PO  
ADOOR  
PATHANAMTHITTA

Roll No. : 129591

Score : 529.1278

**Rank : 35**

PHONE : 9048557674

ALP




**ANJANA A**  
SOUPARNIKA  
ANAKKAL P O  
KANJIRAPALLY  
KALAKETTY  
KOTTAYAM  
PHONE : 9526222276

Roll No. : 137286

Score : 537.2297

**Rank : 22**

KTM



**ALBIN JOSE GEORGE**  
KOTHAVAZHICKAL HOUSE  
MULLANKUZHY  
COLLECTORATE PO  
KOTTAYAM  
KERALA  
PHONE : 9446034059

Roll No. : 141681

Score : 574.1651

**Rank : 1**

IDK



**ABINSHA MAJEED**  
CHEEMPARAYIL HOUSE  
KANJAR P O  
KANJAR  
IDUKKI DISTRICT  
KERALA STATE  
PHONE : 9544916240

Roll No. : 150545  
Score : 500.9375  
**Rank : 131**

EKM



**SRIHARI R**  
MEERA MNRA 227A  
MODISSERIL LANE 14TH CROSS  
CUSAT P O  
KOCHI  
PHONE : 9497679493

Roll No. : 161118  
Score : 571.2482  
**Rank : 2**

TCR



**ARUN GOVIND M**  
S/O GOVINDHAN M K  
MANAKULAM PARAMBIL HOUSE  
KUTTUR PO KUTTUR  
THRISSUR DISTRICT  
KERALA  
PHONE : 9446091010

Roll No. : 178323  
Score : 545.9280  
**Rank : 13**

PKD



**PRARTHANA NARAYANAN**  
B3/702  
L AND T SOUTH CITY  
ARIKIERE MICO LAYOUT  
BANNERGATTA ROAD  
BANGALORE  
PHONE : 9980623606

Roll No. : 184549  
Score : 542.4936  
**Rank : 17**

MLP



**MOHAMMED NISHAD M**  
MUTHUVATIL HOUSE  
KURUMBATHOOR POST  
POOLAMANGALAM  
THIRUNAVAYA VIA  
MALAPPURAM  
PHONE : 9746366782

Roll No. : 193933  
Score : 558.1250  
**Rank : 8**

KKD



**KASYAP V KARUN**  
VADAVOOR HOUSE  
KODATHAI BAZAR PO  
THAMARASSERY  
KOZHICKODE  
KERALA  
PHONE : 9497303657

Roll No. : 207565  
Score : 558.7500  
**Rank : 6**

WYD



**AKSHAY CHANDRAN**  
FLAT NO:G5A HIMAGIRI ENCLAVE  
1A BLOCK KAGGADASAPURA  
C V RAMAN NAGAR  
BANGALORE  
KARNATAKA  
PHONE : 9686403100

Roll No. : 213933  
Score : 521.7790  
**Rank : 45**

KNR



**ARAVIND P MANOJ**  
SIVAARAMAM  
COURT ROAD  
TELLICHERRY  
KANNUR  
KERALA  
PHONE : 9446335769

Roll No. : 220539  
Score : 532.1871  
**Rank : 32**

KSD



**VARUN KRISHNA P S**  
S/O DR SATHYA SHANKARA BHAT P  
HOSANGADI  
PO:MANJESHWAR  
KASARAGOD DISTRICT  
KERALA  
PHONE : 9400473020

Roll No. : 225391  
Score : 531.1412  
**Rank : 34**

DLH



**ANAGHA SASIKUMAR**  
A604 UNIQUE APARTMENTS  
PLOT NUMBER 38 SECTOR 6  
DWARKA  
NEW DELHI  
PHONE : 9811276711

Roll No. : 226364  
Score : 534.5764  
**Rank : 26**

DUB



**NOUFAL P**  
PUTHUKKUDI HOUSE  
PO KAREKKAD  
VIA KADAMPUZHA  
MALAPPURAM DT  
KERALA  
PHONE :

Roll No. : 226977  
Score : 496.7626  
**Rank : 152**

## APPENDIX-I

### KEAM 2013 SUBJECT-WISE STATISTICAL CHARACTERISTICS FOR STANDARDISATION

#### Global Mean And Standard Deviation

Year	Maths		Physics		Chemistry	
	Mean	SD	Mean	SD	Mean	SD
2013	60.8078	19.3105	65.6311	15.2467	68.3238	15.8664

#### Aligarh Muslim University Senior Secondary School Certificate Examination [AM]

Year	Maths			Physics			Chemistry		
	Mean	SD	Max Mark	Mean	SD	Max Mark	Mean	SD	Max Mark
2013	59.7512	20.6277	100	63.8210	15.6085	100	68.6610	16.6798	100

#### Andhra Pradesh Board of Intermediate Education [AP]

Year	Maths			Physics			Chemistry		
	Mean	SD	Max Mark	Mean	SD	Max Mark	Mean	SD	Max Mark
2013	74.4663	19.6657	150	73.9281	16.3206	90	74.6330	15.8969	90
2012	74.4663	19.6657	150	73.9281	16.3206	90	74.6330	15.8969	90

#### Board of Studies NSW Australia [AU]

Year	Maths			Physics			Chemistry		
	Mean	SD	Max Mark	Mean	SD	Max Mark	Mean	SD	Max Mark
2012	61.4762	20.4997	100	63.3025	15.5716	100	67.6240	16.1684	100

#### Bhutan Board of Examinations [BB]

Year	Maths			Physics			Chemistry		
	Mean	SD	Max Mark	Mean	SD	Max Mark	Mean	SD	Max Mark
2012	66.0522	16.1624	100	54.3791	10.9168	100	62.1055	11.8534	100

#### BIHAR SCHOOL EXAMINATION BOARD [BH]

Year	Maths			Physics			Chemistry		
	Mean	SD	Max Mark	Mean	SD	Max Mark	Mean	SD	Max Mark
2013	58.8009	13.7520	100	66.3810	8.4134	100	58.9758	9.4493	100
2012	58.8009	13.7520	100	66.3810	8.4134	100	58.9758	9.4493	100

#### Board of Intermediate Education Andhra Pradesh, Hyderabad [BI]

Year	Maths			Physics			Chemistry		
	Mean	SD	Max Mark	Mean	SD	Max Mark	Mean	SD	Max Mark
2013	74.4663	19.6657	150	73.9281	16.3206	90	74.6330	15.8969	90

2012	74.4663	19.6657	150	73.9281	16.3206	90	74.6330	15.8969	90
------	---------	---------	-----	---------	---------	----	---------	---------	----

### Cambridge AS/ A Level [CA]

Year	Maths			Physics			Chemistry		
	Mean	SD	Max Mark	Mean	SD	Max Mark	Mean	SD	Max Mark
2012	61.4762	20.4997	100	63.3025	15.5716	100	67.6240	16.1684	100

### CBSE [CB]

Year	Maths			Physics			Chemistry		
	Mean	SD	Max Mark	Mean	SD	Max Mark	Mean	SD	Max Mark
2013	59.7512	20.6277	100	63.8210	15.6085	100	68.6610	16.6798	100
2012	61.4762	20.4997	100	63.3025	15.5716	100	67.6240	16.1684	100
2011	62.7051	20.7047	100	63.7192	15.0092	100	66.2680	15.7433	100
2010	59.7533	18.4876	100	63.4423	15.6465	100	68.1387	16.1242	100
2009	63.6551	19.6299	100	64.4400	15.4488	100	67.6668	15.8602	100
2005	63.6551	19.6299	100	64.4400	15.4488	100	67.6668	15.8602	100

### Chhattisgarh Board of Secondary Education [CG]

Year	Maths			Physics			Chemistry		
	Mean	SD	Max Mark	Mean	SD	Max Mark	Mean	SD	Max Mark
2013	59.7512	20.6277	100	63.8210	15.6085	100	68.6610	16.6798	100

### University of Cambridge [CI]

Year	Maths			Physics			Chemistry		
	Mean	SD	Max Mark	Mean	SD	Max Mark	Mean	SD	Max Mark
2012	61.4762	20.4997	100	63.3025	15.5716	100	67.6240	16.1684	100

### Cambridge AS/A Level [CM]

Year	Maths			Physics			Chemistry		
	Mean	SD	Max Mark	Mean	SD	Max Mark	Mean	SD	Max Mark
2012	61.4762	20.4997	100	63.3025	15.5716	100	67.6240	16.1684	100

### EDEXCEL Board U K (Colombo International School) [ED]

Year	Maths			Physics			Chemistry		
	Mean	SD	Max Mark	Mean	SD	Max Mark	Mean	SD	Max Mark
2013	59.7512	20.6277	100	63.8210	15.6085	100	68.6610	16.6798	100

**Goa Board of Secondary and Higher Secondary Education [GB]**

Year	Maths			Physics			Chemistry		
	Mean	SD	Max Mark	Mean	SD	Max Mark	Mean	SD	Max Mark
2013	50.7466	17.3462	100	57.1899	13.0915	100	57.0074	13.1794	100

**Gujarat Secondary and Higher Secondary Education Board [GS]**

Year	Maths			Physics			Chemistry		
	Mean	SD	Max Mark	Mean	SD	Max Mark	Mean	SD	Max Mark
2013	62.5901	15.6774	200	63.7660	13.3739	300	63.2394	11.6425	300

**Hyderabad Board of Intermediate Education [HB]**

Year	Maths			Physics			Chemistry		
	Mean	SD	Max Mark	Mean	SD	Max Mark	Mean	SD	Max Mark
2013	74.4663	19.6657	150	73.9281	16.3206	90	74.6330	15.8969	90

**Kerala Board of Higher Secondary Education [HS]**

Year	Maths			Physics			Chemistry		
	Mean	SD	Max Mark	Mean	SD	Max Mark	Mean	SD	Max Mark
2013	56.1231	17.2803	100	72.3261	12.0575	120	69.1367	15.5075	120
2012	56.4435	16.6036	100	65.8527	14.1527	120	69.2396	16.3495	120
2011	57.6429	18.2273	100	72.3953	14.5406	120	69.6036	13.8246	120
2010	57.2644	14.8051	100	74.1871	10.9986	120	79.2022	11.9086	120
2009	61.2048	15.5507	100	67.6168	12.2354	100	68.8448	12.9312	100
2008	63.2536	16.3868	100	67.3022	12.3158	100	73.6661	12.1809	100
2007	61.2280	14.2728	100	68.0881	11.3224	100	68.3288	11.9849	100
2006	55.0825	17.3397	100	62.1717	12.7346	100	70.8751	14.4224	100
2005	55.4963	17.9489	100	61.0856	13.1722	100	72.7895	14.3674	100
2002	50.0173	15.4392	150	58.8293	11.8481	150	63.6353	12.1973	150

**CISCE [IS]**

Year	Maths			Physics			Chemistry		
	Mean	SD	Max Mark	Mean	SD	Max Mark	Mean	SD	Max Mark
2013	70.2140	17.8138	100	65.9322	16.8684	100	62.7677	15.6209	100
2012	66.9747	17.7489	100	66.0500	16.6599	100	63.8962	15.1703	100
2011	69.0567	17.2156	100	66.6313	16.0099	100	65.4119	15.5488	100

**Karnataka Board of Pre- University Education [KB]**

Year	Maths			Physics			Chemistry		
	Mean	SD	Max Mark	Mean	SD	Max Mark	Mean	SD	Max Mark
2013	49.2334	19.5343	100	64.2227	19.2867	100	64.1410	18.9113	100
2012	55.6767	20.7561	100	64.6169	19.0267	100	57.2612	19.2832	100



**Maharashtra State Board of Secondary and Higher Secondary Education [MH]**

Year	Maths			Physics			Chemistry		
	Mean	SD	Max Mark	Mean	SD	Max Mark	Mean	SD	Max Mark
2013	50.8000	15.5610	100	46.3600	11.8930	100	48.7400	11.3760	100
2012	54.2700	17.2800	100	49.9100	15.1200	100	52.4500	14.5200	100
2011	54.2700	17.2800	100	49.9100	15.1200	100	52.4500	14.5200	100

**Madhya Pradesh Board of Secondary Education [MP]**

Year	Maths			Physics			Chemistry		
	Mean	SD	Max Mark	Mean	SD	Max Mark	Mean	SD	Max Mark
2013	59.7512	20.6277	100	63.8210	15.6085	100	68.6610	16.6798	100
2012	61.4762	20.4997	100	63.3025	15.5716	100	67.6240	16.1684	100

**Maharashtra State Board of Secondary and Higher Secondary Education, Pune [MS]**

Year	Maths			Physics			Chemistry		
	Mean	SD	Max Mark	Mean	SD	Max Mark	Mean	SD	Max Mark
2013	50.8000	15.5610	100	46.3600	11.8930	100	48.7400	11.3760	100
2012	54.2700	17.2800	100	49.9100	15.1200	100	52.4500	14.5200	100

**National Institute of Open Schooling [NI]**

Year	Maths			Physics			Chemistry		
	Mean	SD	Max Mark	Mean	SD	Max Mark	Mean	SD	Max Mark
2013	58.1771	16.0536	100	57.4496	12.2705	100	56.9063	11.3864	100
2012	62.3453	17.4343	100	56.4324	11.3964	100	55.7920	10.3502	100

**Department of Pre- University Education, Bangalore [PU]**

Year	Maths			Physics			Chemistry		
	Mean	SD	Max Mark	Mean	SD	Max Mark	Mean	SD	Max Mark
2013	49.2334	19.5343	100	64.2227	19.2867	100	64.1410	18.9113	100

**Rajasthan Board of Secondary Education [RB]**

Year	Maths			Physics			Chemistry		
	Mean	SD	Max Mark	Mean	SD	Max Mark	Mean	SD	Max Mark
2013	59.7512	20.6277	100	63.8210	15.6085	100	68.6610	16.6798	100

**UMALUSI Council for Quality Assurance in General and Further Education and Training South Africa [SA]**

Year	Maths			Physics			Chemistry		
	Mean	SD	Max Mark	Mean	SD	Max Mark	Mean	SD	Max Mark
2010	59.7533	18.4876	100	63.4423	15.6465	100	68.1387	16.1242	100

**12Year High School Diploma of Ruamrudee International School Bangkok Thailand [TL]**

Year	Maths			Physics			Chemistry		
	Mean	SD	Max Mark	Mean	SD	Max Mark	Mean	SD	Max Mark
2013	59.7512	20.6277	200	63.8210	15.6085	200	68.6610	16.6798	200

**Tamil Nadu Board of Higher Secondary Education [TN]**

Year	Maths			Physics			Chemistry		
	Mean	SD	Max Mark	Mean	SD	Max Mark	Mean	SD	Max Mark
2013	59.1109	18.9737	200	64.2009	16.4028	200	62.1373	17.6209	200
2012	62.4708	19.6986	200	60.6055	16.7255	200	62.1315	16.8679	200

**Uttar Pradesh Board of High School and Intermediate Education [UP]**

Year	Maths			Physics			Chemistry		
	Mean	SD	Max Mark	Mean	SD	Max Mark	Mean	SD	Max Mark
2012	61.4762	20.4997	100	63.3025	15.5716	100	67.6240	16.1684	100

**Kerala Vocational Higher Secondary Education [VH]**

Year	Maths			Physics			Chemistry		
	Mean	SD	Max Mark	Mean	SD	Max Mark	Mean	SD	Max Mark
2013	56.1231	17.2803	100	72.3261	12.0575	120	69.1367	15.5075	120
2012	56.4435	16.6036	100	65.8527	14.1527	120	69.2396	16.3495	120
2011	57.6429	18.2273	100	72.3953	14.5406	120	69.6036	13.8246	120
2010	50.0712	9.9299	100	62.6529	9.0223	120	63.1929	9.5120	120
2009	50.7711	9.6240	100	56.4711	8.0686	100	57.3715	8.3341	100
2008	47.8021	8.4424	100	58.0897	8.1766	100	58.0963	7.6411	100
2005	47.8021	8.4424	100	58.0897	8.1766	100	58.0963	7.6411	100